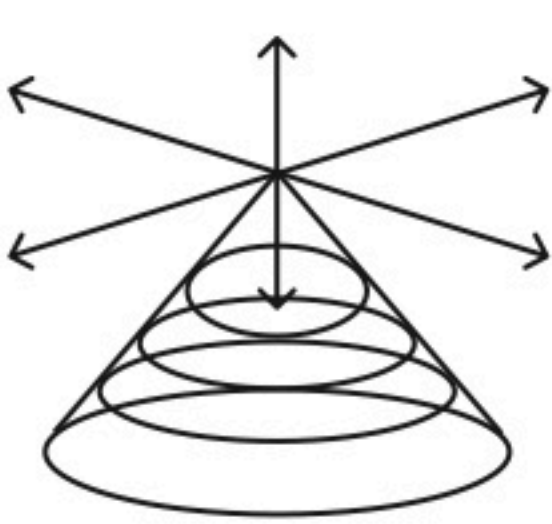


01

EPSS Model

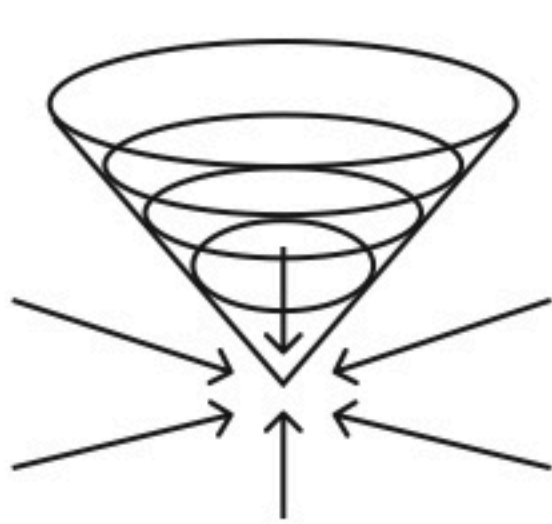
Empirical builds and maintains the world’s only public machine learning model in cybersecurity, EPSS, which is used by over 120 vendors today.



02

Global Models

Global models combine real-time exploitation telemetry with EPSS predictions to accurately depict exploitation.



03

Local Models

Local models are trained on your environmental and telemetry data to support your enterprise’s decision making.

We're building the world's first local models for cybersecurity, we maintain the world’s most advanced global models, and we power existing open-source technology — EPSS.

Enterprises are unique.
Security tools aren’t.

Every organization runs its own stack, faces different threats, and operates under different constraints. Yet most security products treat them the same—shipping generic rules and risk scores that ignore local context.

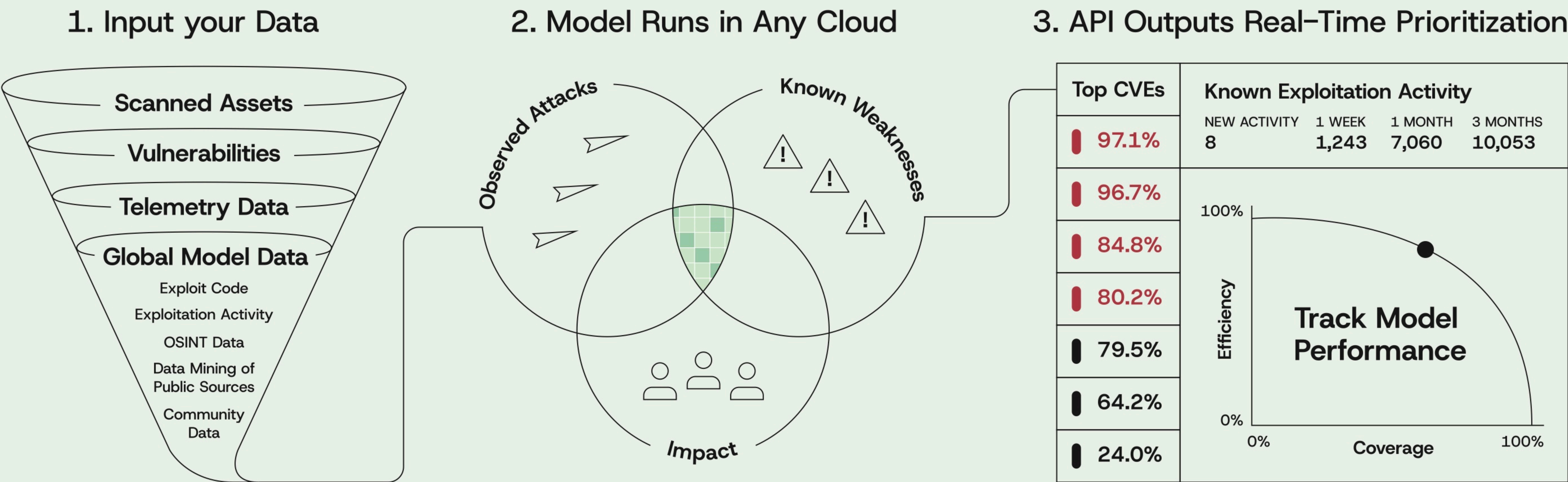
AI needs to be local,
not just large.

Modern AI enables us to model security posture, asset value, and attacker behavior with real precision—but only if we adapt to the enterprise’s actual environment. Local models let us reflect your infrastructure, your priorities, and your risk—not someone else’s.

Static logic can’t keep up.

Traditional security tools rely on static playbooks and CVSS scores, producing the same alerts everywhere. That’s why teams drown in backlogs while attackers move faster. Local, adaptive models cut through the noise and surface what really matters—for your environment.

Local Models — How It Works



Compare Model Features

<div>ALL MODELS</div> <div><input type="checkbox"/> EPSS<input type="checkbox"/> GLOBAL<input type="checkbox"/> LOCAL</div> <div>Predictive Vulnerability Scoring</div>	<div>ALL MODELS</div> <div><input type="checkbox"/> EPSS<input type="checkbox"/> GLOBAL<input type="checkbox"/> LOCAL</div> <div>Hourly Score Updates and Enterprise Support</div>	<div>ALL MODELS</div> <div><input type="checkbox"/> EPSS<input type="checkbox"/> GLOBAL<input type="checkbox"/> LOCAL</div> <div>Legacy Model Support (EPSS v3, v4)</div>	<div>ALL MODELS</div> <div><input type="checkbox"/> EPSS<input type="checkbox"/> GLOBAL<input type="checkbox"/> LOCAL</div> <div>UI and API for Data Discovery & Model Performance</div>
<div>GLOBAL + LOCAL MODELS</div> <div><input checked="" type="checkbox"/> EPSS<input type="checkbox"/> GLOBAL<input type="checkbox"/> LOCAL</div> <div>Data on over 17,000 exploited in the wild CVEs</div>	<div>GLOBAL + LOCAL MODELS</div> <div><input checked="" type="checkbox"/> EPSS<input type="checkbox"/> GLOBAL<input type="checkbox"/> LOCAL</div> <div>Near-Real Time Exploitation Telemetry & Model</div>	<div>GLOBAL + LOCAL MODELS</div> <div><input checked="" type="checkbox"/> EPSS<input type="checkbox"/> GLOBAL<input type="checkbox"/> LOCAL</div> <div>ML model for discovering new exploit code on GitHub</div>	<div>GLOBAL + LOCAL MODELS</div> <div><input checked="" type="checkbox"/> EPSS<input type="checkbox"/> GLOBAL<input type="checkbox"/> LOCAL</div> <div>All Underlying data contributing to the model exposed</div>
<div>LOCAL MODELS</div> <div><input checked="" type="checkbox"/> EPSS<input checked="" type="checkbox"/> GLOBAL<input type="checkbox"/> LOCAL</div> <div>Custom Vulnerability Model based on your attack telemetry, asset data, vuln data, & threat intelligence</div>	<div>LOCAL MODELS</div> <div><input checked="" type="checkbox"/> EPSS<input checked="" type="checkbox"/> GLOBAL<input type="checkbox"/> LOCAL</div> <div>Model Performance Measured against your attack telemetry</div>	<div>LOCAL MODELS</div> <div><input checked="" type="checkbox"/> EPSS<input checked="" type="checkbox"/> GLOBAL<input type="checkbox"/> LOCAL</div> <div>Forward Deployed Data Science Team</div>	<div>LOCAL MODELS</div> <div><input checked="" type="checkbox"/> EPSS<input checked="" type="checkbox"/> GLOBAL<input type="checkbox"/> LOCAL</div> <div>Only you will have access to your model</div>

We bring measurable impact

Past solutions can’t prioritize, assess, and handle effective inference at scale. With Empirical, our models provide understanding and superior prioritization.

17,000+

Known Exploited Vulns (and hourly telemetry about when exploitation occurred)

12.4x

A 1249.04% increase in total exploited CVEs as of January 9th, 2025 compared to CISA Known Exploited Vulnerabilities (KEV)

23x

4925 newly exploited CVEs in the last 12 months, compared to 204 in CISA KEV

